


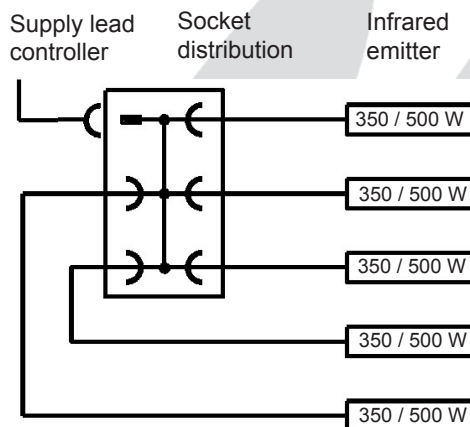
Infrared emitter IRS 35 / 50

For integration in the IR cabin

Casing: Stucco
 Covering grille: with protective flock spray
 Assembly: horizontal or vertical, no ceiling suspension
 Power input: 350 / 500 W
 Low-grade corrosive cover of the heating elements.
 Completely premounted with 3 m silicone connecting cable 3 x 1.5 mm² and ready-made connecting plug.

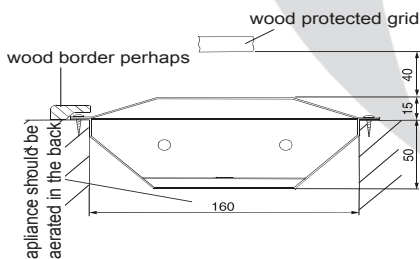


Connection diagram




MADE IN GERMANY

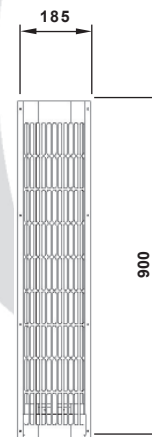
Vertical installation on cabin wall



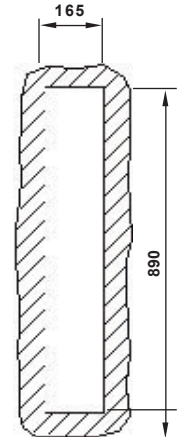
Vertical installation in the cabin corners



Front sight



Cut-out of the wall



Typ	Art.No.	electrical connection	Power	Emitter	Surface temperature	Spectrum	Dimensions H/W/D in cm	Cut-out for mounting	Weight without package	For operation with control units
IRS 35	94.4305	230 V N AC 50 Hz	350 W	Magnesium	400 - 600° C	2 - 10µm IR-B IR-C	89 / 18,5 / 6,5	89 x 16,5	ca. 2 kg	60 IR Infratec Classic Infratec Premium InfraTouch
IRS 50	94.4306		500 W							