

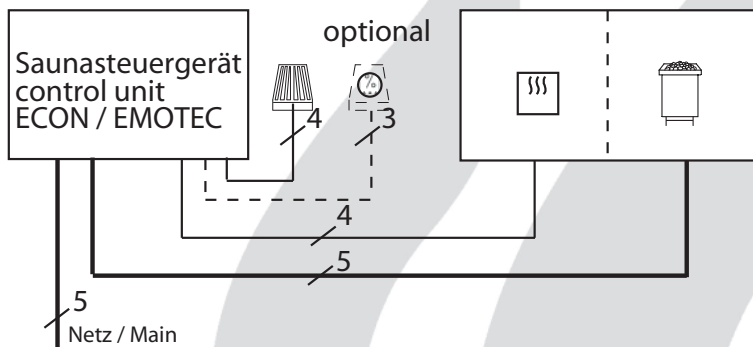
Sauna heater Bi-O Tec

For the family sauna

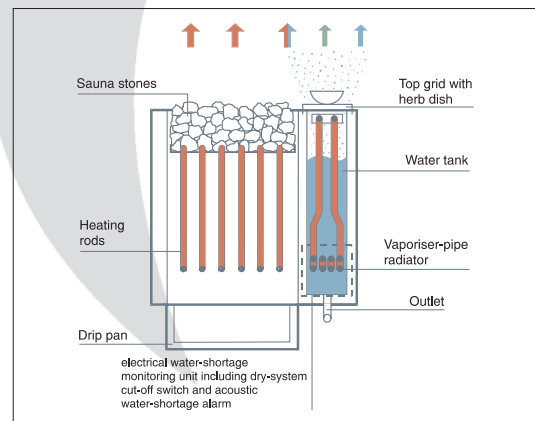
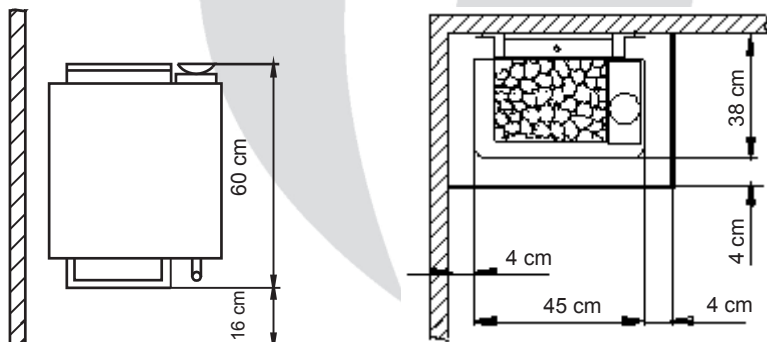
Outer shell: bright high-grade steel or anthracite pearl effect
 Inner shell: bright high-grade steel
 Water container: for approx. 5 litres
 Stone filling: 15 kg incl.

High-quality elegant diecast aluminium cover.
 High-grade steel herb bowl to hold the herbs, aromatic oils and essences.
 Electrical low-water monitor incl. Dry-running protection and lowwater buzzer.

Connection diagram



MADE IN GERMANY



Art.-No.	Outer shell	Capacity acc. DIN	Vaporiser-capacity -volume	Electrical. Connection	Fuse control unit in A	Heater dimensions H/W/D cm	For cabin size	Minimum dimensions of air intake and exhaust vents	Weight without stones without package	Stone filling	Connecting cable main - control unit in mm ²	Connecting cable control unit - heater in mm ²	Power switch gear (LSG) needed	For operation with control units
94.2605 94.2608	anthracite high-grade steel	6,0 kW	1,5 kW 5 l	3N AC 50 Hz 400 V	3 x 16	76*/ 45 / 38	6 - 8 m ³	35 x 4 cm	16,5 kg	15,0 kg	5 x 2,5	5 x 1,5 & 4 x 1,5	no	ECON 45H2 EMOTEC HCS 9003 EMOTEC HCS 9003 DB/DL/DLF EmoTouch II PB/AF/GF
94.2606 94.2609	anthracite high-grade steel	7,5 kW	2,0 kW				7 - 10 m ³	35 x 5 cm	17,0 kg					
94.2607 94.2610	anthracite high-grade steel	9,0 kW	5 l				9 - 14 m ³	35 x 6 cm	17,5 kg					

All cross sections of a line are minimum diameters in mm² (Copper line)

* during 16 cm ground clearance

Subject to technical modifications

