

# Sauna heater Bi-O Star

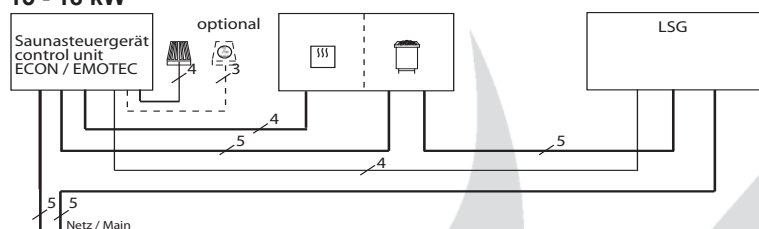
Free standing heater with vaporiser

## For commercial sauna

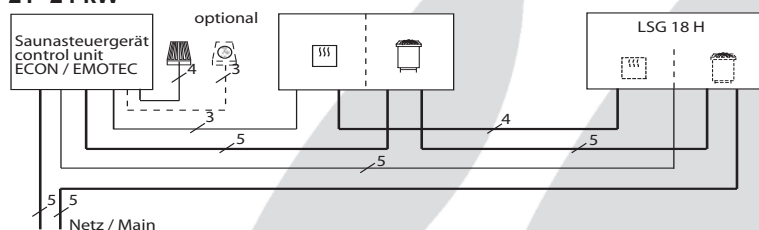
Elaborate triple-shell design.  
Bottom plate in a drip-tray design.  
Permanent water connection possible.

### Installation diagrams

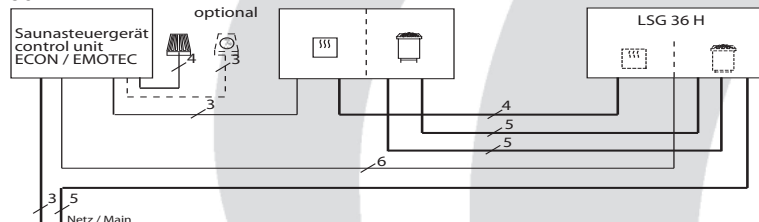
#### 15 - 18 kW



#### 21 - 24 kW



#### 30 kW

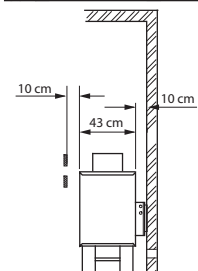
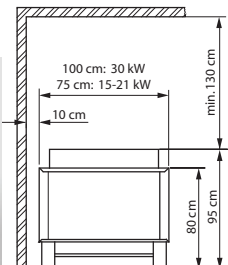



Capacity acc. DIN	Vaporiser -capacity -volume	Electrical Connection	Fuse control unit in A	Fuse LSG in A	Connecting cable main - control unit in mm²	Connecting cable main - LSG in mm²	Connecting cable control unit - heater in mm²	Connecting cable LSG - heater in mm²	Connecting cable control unit - LSG in mm²				
15 kW	2 kW	3N AC 50 Hz 400 V	3 x 16	3 x 16	5 x 2,5	5 x 2,5	5 x 1,5 4 x 1,5	5 x 1,5	5 x 1,5				
18 kW	5 l			3 x 35			5 x 6	5 x 1,5 3 x 1,5		5 x 4 4 x 1,5			
21 kW	4 kW			1 x 16			3 x 63	3 x 1,5		5 x 16	3 x 1,5	2 St. 5 x 4 1 St. 4 x 1,5	6 x 1,5
24 kW												10 l	
30 kW													

All cross sections of a line are minimum diameters in mm² (Copper line)



CE IP x4 PG  
MADE IN GERMANY



Art.-No.	Outer shell	Capacity acc. DIN	Vaporiser -capacity -volume	Installation dimensions H/W/D cm	For cabin size	Minimum dimensions of air intake and exhaust vents	Weight without stones without package	Stone filling	Power switch gear (LSG) needed	For operation with control units
94.2587	high-grade steel	15 kW	2 kW	95 x 75 x 53	18 - 25 m³	50 x 6 cm	48 kg	30 kg	ECON 45L09 EMOTEC L09	ECON 45H2 EMOTEC HCS9003 EMOTEC HCS9003 DL/DB/DLF EmoTouch II PB/AF/GF
94.2588		18 kW	5 l		24 - 30 m³	50 x 6 cm	49 kg			
94.2589		21 kW	4 kW		95 x 100 x 53	24 - 34 m³	50 x 8 cm		50 kg	
94.4079		24 kW		35 - 45 m³		50 x 8 cm	61,5 kg			
94.3037		30 kW	10 l	45 - 65 m³	50 x 10 cm	63,5 kg	45 kg	LSG 36 H		

Subject to technical modifications

