



# Germanius

## Sauna heater for domestic and commercial saunas. Floor-standing model.

Luxury class sauna heater for the Finnisch (dry) sauna. Stylish anthracite coated side wings of aluminium and the curved quartz glass front panel provide this model its unique massive, throne-like design. The hidden window in the inner shell provides the spectacular "fireplace" light effect during operation.

### Your advantages:

- Exclusive designer heater for demanding, design-oriented saunas.
- Spectacular "fireplace" lighting effect during operation.
- Massive die-cast aluminium side wings and curved quartz glass front panel.
- Extra large 60 kg rock store.
- Robust, durable and service-friendly construction.
- Made in Germany quality from EOS.

### Specifications:

Side panels:	Die-cast aluminium, anthracite pearl effect powder coating, scratch resistant
Front side:	Curved smoked quartz glass panel
Top:	Brushed stainless steel
Rear wall:	Stainless steel, blank polished
Rock store:	Stainless steel, above heating elements
Terminal box:	Stainless steel, at the rear side
Power range:	12.0, 15.0 and 18.0 kW
Power supply:	400 V 3N AC 50 Hz
Dimensions:	92,5 x 62 x 51 cm
Stone filling:	60 kg, incl. in delivery
Installation:	Floor-standing

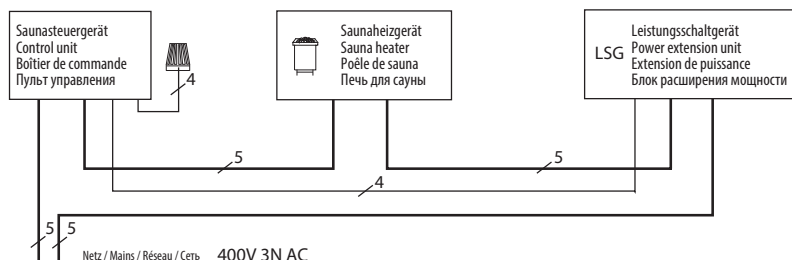


Picture shows fireplace lighting effect during operation.

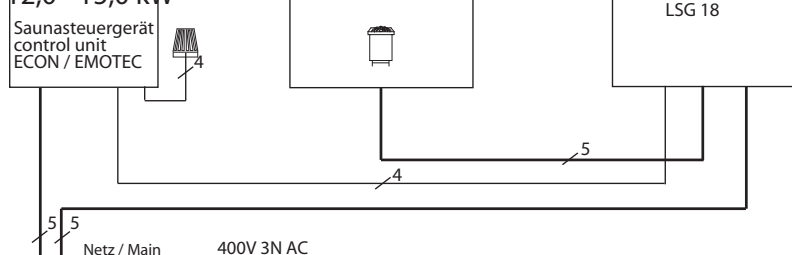
CE IPx4 MADE IN GERMANY 

## Connection diagram

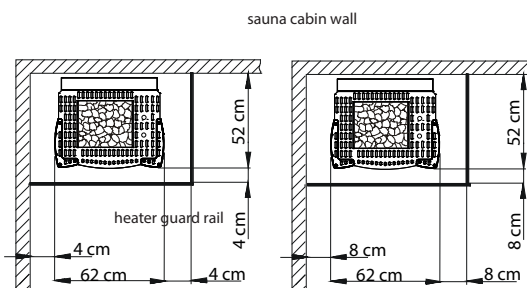
9 kW



12,0 - 15,0 kW



## Minimum clearances



## Suitable control units

Model	Item no.
Econ D1	94.5202
Econ D2	94.5204
Econ D3	94.5549
Emotec D	94.5559
Emotec DC9000	94.4674
Emotec DC9000 DLF	94.4639

Power extension unit (e.g. Emotec L09R) is required for 12 and 15 kW heaters.

## Technical specifications

Power output	Electrical connection	Connection mains - control unit	Connection control unit - heater	Connection mains - LSG	Connection LSG - heater	Connection control unit - LSG unit
9,0 kW	3N AC 50 Hz 400 V	5 x 2,5 mm <sup>2</sup>	5 x 1,5 mm <sup>2</sup>	--	--	--
12,0 kW				5 x 2,5 mm <sup>2</sup>	5 x 1,5 mm <sup>2</sup>	4 x 1,5 mm <sup>2</sup>
15,0 kW				5 x 2,5 mm <sup>2</sup>	5 x 1,5 mm <sup>2</sup>	4 x 1,5 mm <sup>2</sup>

All cross sections of a line are minimum diameters in mm<sup>2</sup> (copper wire).

## Spare heating elements

Description	Item no.
For 9,0 kW (9 x 1000W)	2001.1599
For 12,0 kW (9 x 1333 W)	2001.1598
For 15,0 kW (11 x 1333 W)	2001.1598
Mounting brackets for wood rail	94.4595
Herbs tray with mounting	94.4884
Herbs bowl with mounting	94.4885
Herbs bowl with „wave“ holder	94.4221

Item no.	Power output	Electrical connection	Fuse protection control unit	Fuse protection LSG unit	Dimensions H/W/D, in cm	For sauna cabin size	Min. size of air inlet and outlet	Weight without rocks	Stone filling	Power extension required
94.2320	9,0 kW	3N AC 50 Hz 400 V	3 x 16 A	--	92,5 / 50 / 50	9 - 14 m <sup>3</sup>	35 x 6 cm	49 kg	60 kg	no
94.2321	12,0 kW			3 x 16 A		14 - 18 m <sup>3</sup>	35 x 7 cm			yes
94.3882	15,0 kW			3 x 16 A		18 - 25 m <sup>3</sup>	35 x 9 cm			yes